


Dimensiona las piezas y crea los correspondientes ensamblajes. Una vez creados realiza la “explosión” del mismo.

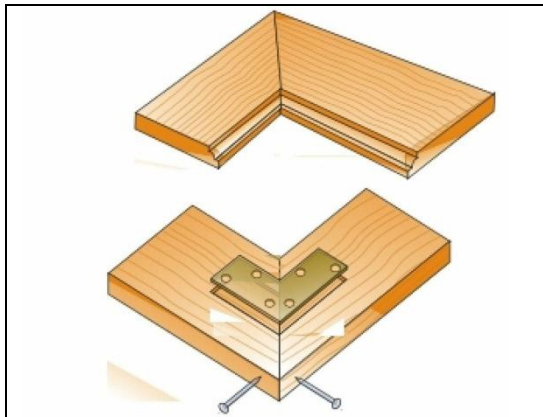
Asigna a las piezas y ensamblajes creados propiedades (edición, material, masa, cap, descripción, etc). Ten en cuenta que para el CAP debes considerar la cantidad de material que necesitaras para su elaboración de forma justificada.

Realiza las operaciones de diseño ajustándote geoméricamente a los mecanizados máquina correspondientes

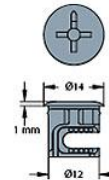
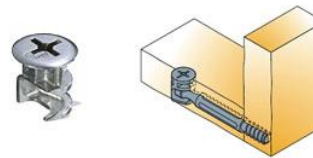
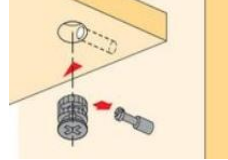
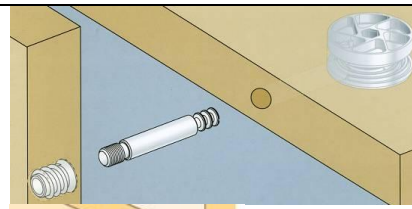
Los herrajes serán piezas/ensamblajes reducidos a la mínima geometría necesaria para crear los mecanizados

El objetivo es el manejo del CAD y depurar destrezas.



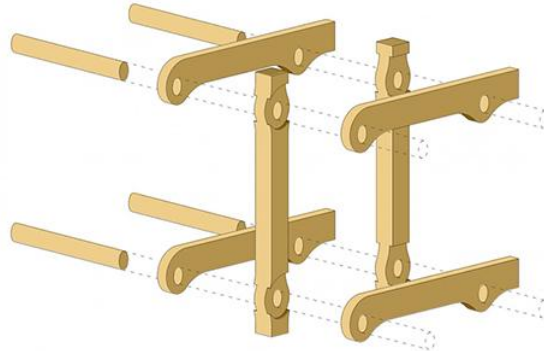
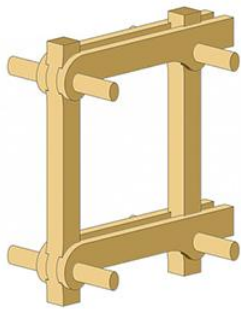


▲ Ensamble a inglete con junta plana.
Mecanizado manual

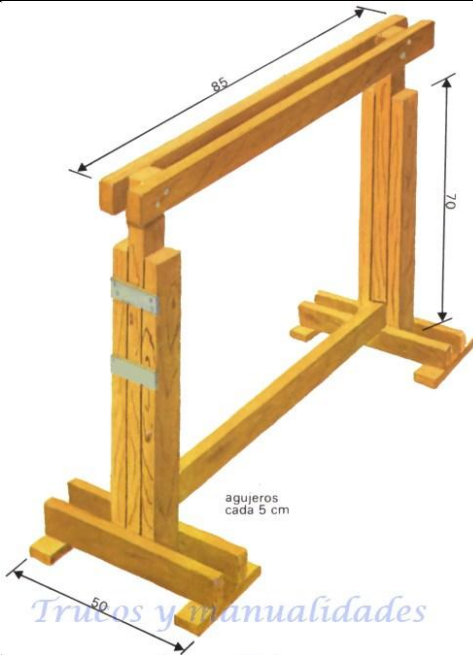


Ensamblaje cajonera

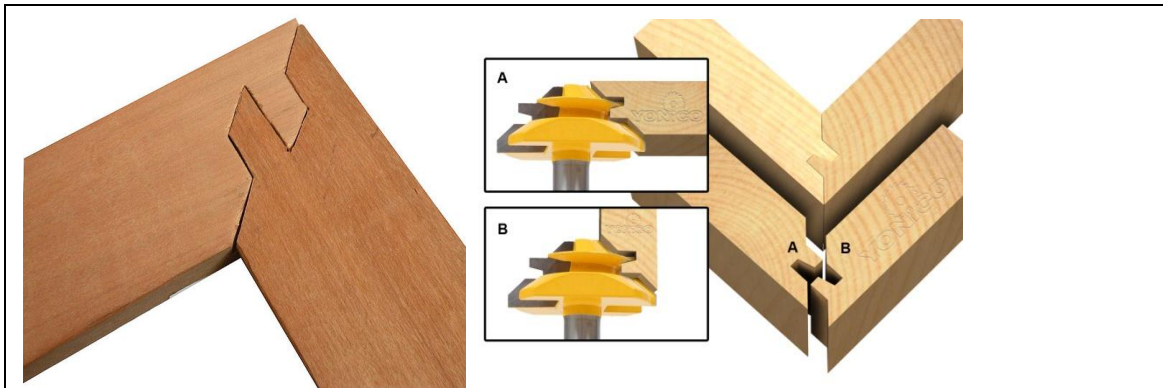
<http://www.cymisa.com.mx/her13-6.htm>



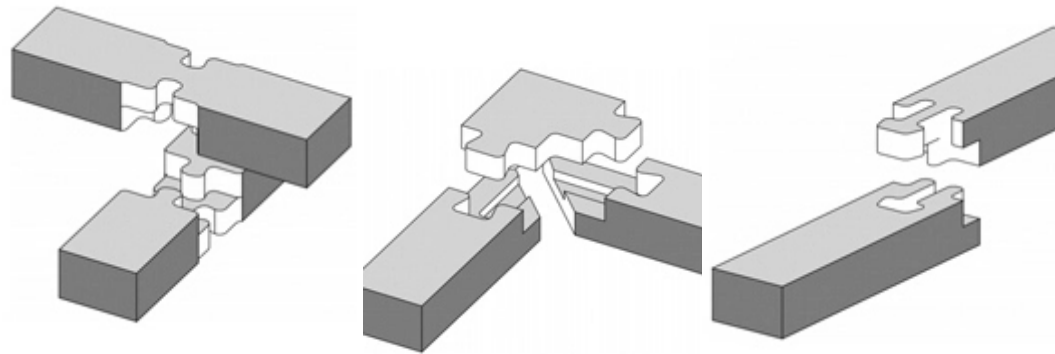

Cortesía Plataformaarquitectura



Atornillado



Ensamblaje – MARCO. Usa una fresa del mercado

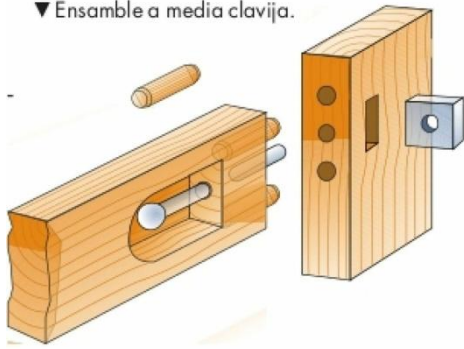


Ensamblajes simples – Mecanizado manual

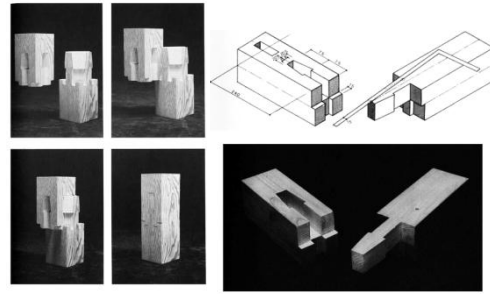


Ensamblaje – MARCO puerta plafonada (busca una fresa del mercado)
Realiza dos diseños – recto y curvo

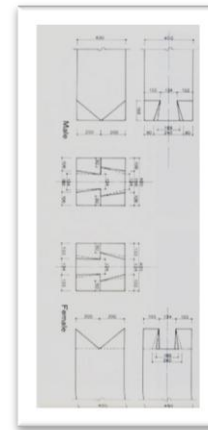


▼ Ensamble a media clavija.




Ensamblaje simple



Ensamblaje simple





Ensamblaje simple
Empalme de "Puerta de Castillo Otemon"



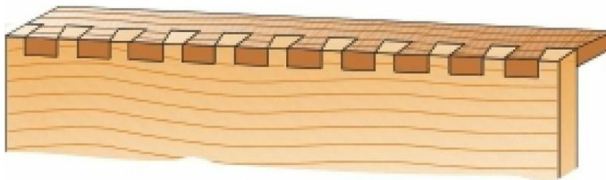
Empalme a cuatro caras en cuello de cisne. "Hashira tsugi"



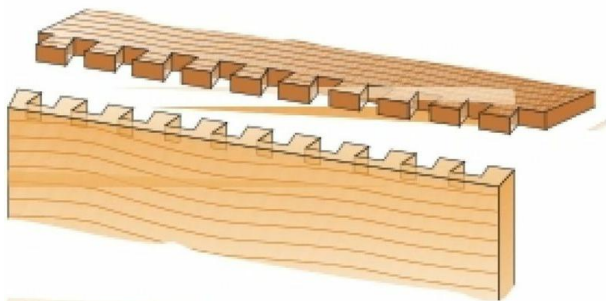
Mecanizado máquina




Ensamblaje - MARCO



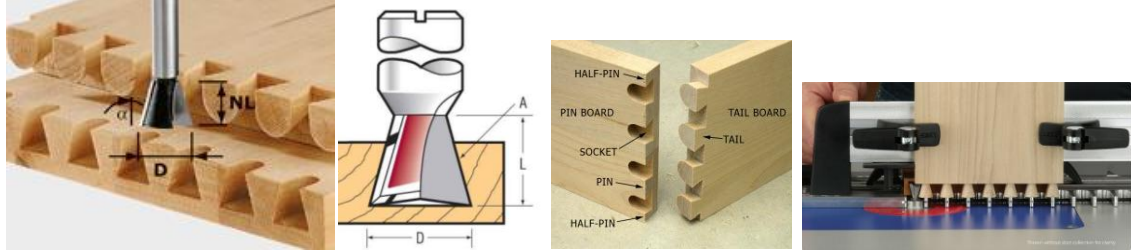
▲▼ Ensamble a cola de milano solapada.



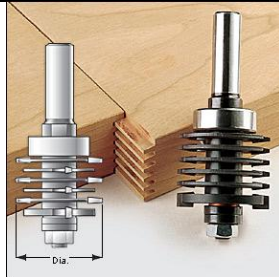


A A B B C C Ensamblaje cajón


<http://www.intertoolsonline.co.uk/leigh/jigs-and-templates/dovetail-box-and-finger-joint/jigs/d4r-pro-dovetail-jig>



Ensamblaje cajón - <https://www.leighjigs.com/home.php>



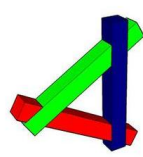
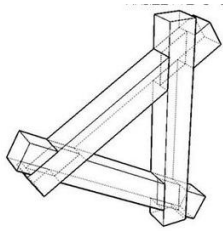
Crear un tablero alistonado



Mecanizado en fresadora CNC - Obtención CAP



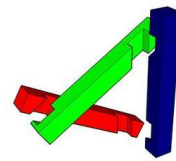
Silla mecanizada fresado CNC – Obtención CAP



PERSPECTIVE



COMPOSANTS



ÉCLATÉ

MANDON UHLEN - JÉRÉMY MOREUIL // P3

Practicar relaciones de posición y edición de pieza dentro de ensamblaje



Fresado CNC



Mecanizado caja espiga

